


Historic, Archive Document

Do not assume content reflects current scientific knowledge, policies, or practices.

1621



UNITED STATES DEPARTMENT OF AGRICULTURE

Bureau of Agricultural Economics

Division of Farm Management

-0-

RECEIPTS ON EACH OF 100 FARMS IN
CLINTON COUNTY, INDIANA
1910 AND 1913 TO 1919

-0-

Section IV
of
Source Material from the
Clinton County, Indiana, Farm Business Survey

-0-

Washington, D. C.
January 1924.

UNITED STATES DEPARTMENT OF AGRICULTURE

Bureau of Agricultural Economics

Division of Farm Management

-2-

RECEIVED ON PAGE OF 100 PAGES IN
CLINTON COUNTY, INDIANA
1930 AND 1931 TO 1932

-3-

Section IV
of
Source Material for the
Clinton County, Indiana, Farm Business Survey

-4-

Washington, D. C.
January 1934

The data concerning the business of each of 100 farms in Forest and Johnson Townships for each of the eight years 1910 and 1913 to 1919, as contained in this and similar reports, are as follows:

- Section 1. Tenure, Acreages, and Yields.
- Section 2. Livestock and Labor.
- Section 3. Capital.
- Section 4. Receipts.
- Section 5. Expenses.
- Section 6. Farm Returns.

These data form the basis of the bulletin entitled "Farm Organization and Management in Clinton County, Indiana" by H. W. Hawthorne and H. M. Dixon. This section (No. 4) gives for each farm for each year:

Receipts - Total
Hogs
Corn
Cats
Cattle
Wheat
Poultry and eggs
Dairy products
Other receipts amounting
to \$100 or more.

The symbols used herein have meanings as follows:

A. Apples	Ow. Outside work
Be. Beans	R. Rye
C. Colts	S. Sheep and wool
Ce. Cantaloupe	Sb. Strawberries
Ch. Cherries	Si. Sirup
Cr. Cash rent	St. Straw
Cs. Clover seed	T. Tomatoes
G. Gravel	W. Work animals
H. Hay	Wd. Lumber, wood, etc.
O. Onions	

The data concerning the contents of each of 100 boxes in
 1917 to 1918, as contained in the following reports, are as
 follows:

- Section 1. 100 boxes, 1000 lbs.
- Section 2. 100 boxes, 1000 lbs.
- Section 3. 100 boxes, 1000 lbs.
- Section 4. 100 boxes, 1000 lbs.
- Section 5. 100 boxes, 1000 lbs.
- Section 6. 100 boxes, 1000 lbs.
- Section 7. 100 boxes, 1000 lbs.
- Section 8. 100 boxes, 1000 lbs.
- Section 9. 100 boxes, 1000 lbs.
- Section 10. 100 boxes, 1000 lbs.

These data from the sale of the "British" called "Pine"
 Corporation and Company in Lincoln County, Illinois, by H. W.
 Patterson and H. A. Dixon, this section (No. 1) gives for each
 box for each year:

Receipts - Total
 1917
 1918
 1919
 1920
 1921
 1922
 1923
 1924
 1925
 1926
 1927
 1928
 1929
 1930
 1931
 1932
 1933
 1934
 1935
 1936
 1937
 1938
 1939
 1940
 1941
 1942
 1943
 1944
 1945
 1946
 1947
 1948
 1949
 1950
 1951
 1952
 1953
 1954
 1955
 1956
 1957
 1958
 1959
 1960
 1961
 1962
 1963
 1964
 1965
 1966
 1967
 1968
 1969
 1970
 1971
 1972
 1973
 1974
 1975
 1976
 1977
 1978
 1979
 1980
 1981
 1982
 1983
 1984
 1985
 1986
 1987
 1988
 1989
 1990
 1991
 1992
 1993
 1994
 1995
 1996
 1997
 1998
 1999
 2000
 2001
 2002
 2003
 2004
 2005
 2006
 2007
 2008
 2009
 2010
 2011
 2012
 2013
 2014
 2015
 2016
 2017
 2018
 2019
 2020
 2021
 2022
 2023
 2024
 2025
 2026
 2027
 2028
 2029
 2030
 2031
 2032
 2033
 2034
 2035
 2036
 2037
 2038
 2039
 2040
 2041
 2042
 2043
 2044
 2045
 2046
 2047
 2048
 2049
 2050

The symbols used below have meanings as follows:

A.	Apple	Or.	Orange with
B.	Bann	E.	Eggs
C.	Coils	S.	Sheep and wool
Co.	Confidence	St.	Staples
Cr.	Charter	St.	Staples
Cx.	Cash rent	St.	Staples
Cr.	Claver rent	St.	Staples
G.	Gravel	W.	Wool
H.	Hy	W.	Wool
C.	Colony	W.	Wool

SECTION 4. - RECEIPTS

Farm number and year	R e c e i p t s								Other receipts amounting to \$100 or more
	Total	Hogs	Corn	Oats	Cattle	Wheat	Pou. & Eggs	Dairy prod.	
1- 1910	\$ 548	\$ 35	\$ -	\$ 4	\$ 86	\$ -	\$ 122	\$ 5	Si 200; Ow 100
1913	767	164	112	62	80	-	143	32	Ow 123
1914	349	67	-	62	-	-	107	32	
1915	398	33	82	5	33	-	77	33	
1916	709	59	-	27	30	-	174	9	Ow 378
1917	688	186	-	-	126	-	181	90	
1918	574	129	-	124	-	-	171	100	
1919	511	131	-	-	40	-	240	100	
2- 1910	138	42	-	-	15	-	16	15	
1913	717	21	356	-	15	-	22	-	T 153
1914	654	38	410	54	5	-	31	-	
1915	821	-	-	-	46	-	84	50	O 248; Ow 184
1916	1943	241	1224	-	-	-	177	39	T 108
1917	1210	687	186	124	15	-	17	68	
1918	763	281	10	-	50	-	89	48	C 110
1919	1321	308	-	-	-	402	186	65	
3- 1910	799	429	42	-	31	-	100	13	
1913	672	47	455	-	15	-	83	50	
1914	777	-	630	-	17	-	75	25	
1915	814	-	564	-	69	-	143	-	
1916	1199	-	642	-	224	-	217	75	
1917	520	-	-	-	195	-	175	150	
1918	993	-	-	-	470	-	242	140	
1919	1042	173	367	155	25	-	82	160	
4- 1910	406	169	-	88	16	-	53	30	
1913	732	361	125	92	-	-	70	40	
1914	754	306	-	66	45	-	164	125	
1915	764	234	214	33	52	-	105	124	
1916	1357	136	680	-	40	-	190	43	Ow 125;
1917	579	182	65	-	42	-	24	30	Ow 180
1918	1528	47	350	621	73	-	125	83	Ow 212
1919	1310	-	378	-	184	-	103	100	Ow 538
5- 1910	664	380	-	-	29	-	78	127	
1913	773	340	-	-	30	90	129	97	
1914	565	254	-	-	-	-	89	100	
1915	964	343	-	-	135	-	203	160	
1916	954	216	-	-	178	-	223	150	
1917	654	296	-	-	31	-	91	150	
1918	1272	611	-	-	152	-	164	200	Ce 110
1919	1301	294	-	-	120	-	152	144	Ce 100

SECTION 4 - RECEIPTS

Year	Total	Hogs	Cows	Cats	Dairy	Poultry	Other	Total	Year
1910	100	50	20	10	10	5	5	100	1910
1911	120	60	25	12	12	6	6	120	1911
1912	150	75	30	15	15	10	10	150	1912
1913	180	90	35	18	18	12	12	180	1913
1914	200	100	40	20	20	15	15	200	1914
1915	220	110	45	22	22	18	18	220	1915
1916	250	125	50	25	25	20	20	250	1916
1917	280	140	55	28	28	25	25	280	1917
1918	300	150	60	30	30	30	30	300	1918
1919	320	160	65	32	32	35	35	320	1919
1920	350	175	70	35	35	40	40	350	1920
1921	380	190	75	38	38	45	45	380	1921
1922	400	200	80	40	40	50	50	400	1922
1923	420	210	85	42	42	55	55	420	1923
1924	450	225	90	45	45	60	60	450	1924
1925	480	240	95	48	48	65	65	480	1925
1926	500	250	100	50	50	70	70	500	1926
1927	520	260	105	52	52	75	75	520	1927
1928	550	275	110	55	55	80	80	550	1928
1929	580	290	115	58	58	85	85	580	1929
1930	600	300	120	60	60	90	90	600	1930
1931	620	310	125	62	62	95	95	620	1931
1932	650	325	130	65	65	100	100	650	1932
1933	680	340	135	68	68	105	105	680	1933
1934	700	350	140	70	70	110	110	700	1934
1935	720	360	145	72	72	115	115	720	1935
1936	750	375	150	75	75	120	120	750	1936
1937	780	390	155	78	78	125	125	780	1937
1938	800	400	160	80	80	130	130	800	1938
1939	820	410	165	82	82	135	135	820	1939
1940	850	425	170	85	85	140	140	850	1940
1941	880	440	175	88	88	145	145	880	1941
1942	900	450	180	90	90	150	150	900	1942
1943	920	460	185	92	92	155	155	920	1943
1944	950	475	190	95	95	160	160	950	1944
1945	980	490	195	98	98	165	165	980	1945
1946	1000	500	200	100	100	170	170	1000	1946
1947	1020	510	205	102	102	175	175	1020	1947
1948	1050	525	210	105	105	180	180	1050	1948
1949	1080	540	215	108	108	185	185	1080	1949
1950	1100	550	220	110	110	190	190	1100	1950

SECTION 4. - RECEIPTS (Continued)

Farm number and year	R e c e i p t s								Other receipts amounting to \$100 or more
	Total	Hogs	Corn	Oats	Cattle	Wheat	Pou. & eggs	Dairy prod.	
6- 1910	\$ 507	\$ 216	\$ -	\$ 114	\$ 15	\$ 90	\$ 20	\$ -	
1913	332	63	76	52	12	-	100	12	
1914	546	50	299	-	11	-	100	12	
1915	569	20	238	236	-	-	32	-	
1916	989	112	352	118	15	-	81	-	T 205
1917	825	68	225	110	78	-	88	-	Ow 118
1918	831	192	-	94	-	-	155	60	Ow 250
1919	1578	510	216	-	121	102	222	132	
7- 1910	471	270	-	-	24	-	36	36	C 105
1913	422	71	-	-	36	47	95	110	
1914	968	522	40	-	23	-	132	65	C 145
1915	790	414	31	-	28	-	84	65	
1916	1309	762	50	-	-	-	99	50	S 200
1917	1447	764	94	-	65	-	249	120	Be 130
1918	2924	1937	-	852	24	-	75	-	
1919	3112	1339	700	364	52	-	130	-	H 100
8- 1910	407	-	234	-	20	-	19	9	Ow 100
1913	947	123	475	-	50	-	68	2	Ow 100
1914	514	190	-	-	79	-	68	2	Ow 110
1915	958	80	444	-	59	-	33	100	
1916	933	130	320	192	101	-	47	60	
1917	2228	305	950	493	105	-	75	200	
1918	1355	150	350	-	143	-	162	260	H 180
1919	2232	56	858	712	107	-	90	260	
9- 1910	1292	129	369	452	16	256	37	33	
1913	992	36	822	-	11	-	38	5	
1914	838	247	196	194	20	-	44	20	Ow 100
1915	919	150	306	264	14	-	72	15	
1916	1016	-	620	100	16	-	120	18	
1917	485	5	70	-	20	-	57	25	Cs 144; Ow 139
1918	1043	169	137	467	5	-	90	45	Ow 130
1919	2907	-	1844	138	25	600	100	35	
10- 1910	787	556	-	116	10	-	50	30	
1913	1121	326	-	124	69	-	118	109	Cs 121; T 164
1914	1316	356	156	139	92	71	107	120	
1915	1381	464	146	-	160	210	105	181	
1916	2019	698	715	-	127	-	137	206	
1917	1386	729	-	-	240	-	72	275	
1918	2418	735	225	318	230	-	255	288	Ow 126
1919	2954	1071	327	415	119	-	303	276	

SECTION 1. - RECEIPTS (Continued)

Year	Month	Total	From Govt	Date	Particulars	Other receipts amounting to \$100 or more
1913	Jan	100	100			
1913	Feb	100	100			
1913	Mar	100	100			
1913	Apr	100	100			
1913	May	100	100			
1913	Jun	100	100			
1913	Jul	100	100			
1913	Aug	100	100			
1913	Sep	100	100			
1913	Oct	100	100			
1913	Nov	100	100			
1913	Dec	100	100			
1914	Jan	100	100			
1914	Feb	100	100			
1914	Mar	100	100			
1914	Apr	100	100			
1914	May	100	100			
1914	Jun	100	100			
1914	Jul	100	100			
1914	Aug	100	100			
1914	Sep	100	100			
1914	Oct	100	100			
1914	Nov	100	100			
1914	Dec	100	100			
1915	Jan	100	100			
1915	Feb	100	100			
1915	Mar	100	100			
1915	Apr	100	100			
1915	May	100	100			
1915	Jun	100	100			
1915	Jul	100	100			
1915	Aug	100	100			
1915	Sep	100	100			
1915	Oct	100	100			
1915	Nov	100	100			
1915	Dec	100	100			

SECTION 4. - RECEIPTS (Continued)

Farm number and year	R e c e i p t s								Other receipts amounting to \$100 or more
	Total	Hogs	Corn	Oats	Cattle	Wheat	Pou. & Dairy eggs	prod.	
11- 1910	\$ 657	\$ 318	\$ -	\$ -	\$ 36	\$ -	\$ 106	\$ 8	C 140
1913	557	147	38	-	65	117	60	15	
1914	262	125	-	-	20	-	34	15	
1915	322	48	-	-	55	-	58	52	C 105
1916	600	418	-	32	50	-	76	12	
1917	646	140	-	-	95	-	32	280	
1918	748	335	-	55	65	-	148	139	
1919	2028	373	906	140	115	-	136	150	
12- 1910	2024	381	525	193	5	644	146	30	Ow 100
1913	2256	617	525	232	40	-	290	10	Ow 410
1914	2059	471	458	398	39	-	178	50	Ow 440
1915	1783	299	256	-	58	327	96	36	C 117 ; Ow 455
1916	1743	308	1014	175	60	-	62	24	
1917	1247	874	62	-	20	-	180	11	Ow 100
1918	2653	1156	422	-	70	511	145	50	Ow 180
1919	1332	157	838	-	75	-	34	75	
13- 1910	1085	444	130	-	-	183	84	17	C 110
1913	1819	473	599	306	19	-	75	46	
1914	1057	153	388	380	59	-	37	12	
1915	638	53	220	123	-	-	22	30	
1916	1428	267	577	285	-	-	90	50	
1917	873	301	285	-	38	-	20	116	
1918	1608	698	-	371	108	-	83	176	H 112
1919	1026	374	202	-	71	-	58	176	
14- 1910	336	159	100	65	10	-	2	-	
1913	505	10	325	-	12	-	15	5	Ow 120
1914	450	67	244	29	-	-	15	5	
1915	1365	27	766	418	-	-	24	16	
1916	2470	-	1876	258	3	-	47	-	
1917	1904	1	1290	261	31	-	19	100	H 100
1918	3773	1292	854	874	155	-	113	50	H 245 ; Cs 190
1919	3645	830	1075	1050	80	294	90	50	H 135
15- 1910	1407	773	256	-	35	100	90	84	
1913	1656	415	787	45	46	-	95	78	
1914	1172	575	146	48	35	38	95	105	
1915	1421	284	425	218	95	-	72	112	
1916	1475	605	298	139	20	-	76	110	T 146
1917	1886	1000	225	261	66	-	80	200	
1918	1746	488	-	726	127	-	95	275	
1919	2224	1169	-	374	-	260	110	104	

The first part of the document discusses the importance of maintaining accurate records of all transactions. It emphasizes that every entry should be clearly documented and verified. The second section covers the process of reconciling accounts, ensuring that all entries are balanced and consistent. This involves comparing the internal records with external statements and identifying any discrepancies. The third part of the document provides a detailed explanation of the various types of accounts and how they are managed. It includes information on how to set up accounts, how to record transactions, and how to generate reports. The final section discusses the importance of regular audits and how they can help identify potential issues before they become major problems. It also provides some tips on how to improve the efficiency of the accounting process.

SECTION 4. - RECEIPTS (Continued)

Farm number and year	R e c e i p t s								Other receipts amounting to \$100 or more
	Total	Hogs	Corn	Oats	Cattle	Wheat	Pou.& prod.	Dairy prod.	
16- 1910	\$ 981	\$ 397	\$ 220	\$ -	\$ 50	\$ 256	\$ 48	\$ 10	
1913	2289	851	324	350	98	191	78	180	
1914	1377	173	280	378	164	95	80	52	
1915	779	273	-	192	28	-	77	50	H 104
1916	1080	510	40	198	112	-	77	60	
1917	1909	1436	-	-	121	-	130	190	
1918	2908	956	846	396	87	-	65	225	H 128
1919	2058	126	1305	158	63	-	50	200	
17- 1910	1481	563	-	129	45	186	433	50	
1913	2171	1063	-	73	85	-	250	100	C 195; Ow 275
1914	1435	800	-	32	95	-	125	133	C 250
1915	2068	1106	-	170	67	-	162	84	
1916	2104	1550	-	-	133	-	216	151	
1917	2324	1503	-	-	172	-	336	202	
1918	2400	994	-	24	228	-	359	279	
1919	4744	2209	-	540	181	397	187	403	H 105
18- 1910	1038	460	-	-	53	75	150	175	C 125
1913	1884	700	300	-	170	-	275	156	Cs 138
1914	1618	690	225	140	142	-	134	224	
1915	2236	1014	588	120	215	-	165	30	C 104
1916	3242	1690	690	218	131	-	215	100	C 164
1917	2280	1419	-	-	171	-	103	100	Cs 144; Cr 120
1918	2757	1800	-	342	141	-	155	250	
1919	4504	1870	645	218	62	352	150	260	
19- 1910	998	25	-	270	39	480	107	12	
1913	2163	236	750	138	-	234	142	52	H 443; Cs 118
1914	1285	285	255	68	-	272	200	150	
1915	1179	105	277	154	15	255	92	120	
1916	1931	466	715	155	30	98	100	132	
1917	2237	695	311	187	184	345	192	153	H 120
1918	2977	13	300	244	148	1655	167	146	Cs 116
1919	2084	120	611	-	54	849	66	60	H 202
20- 1910	935	265	-	-	10	510	7	-	
1913	1561	946	-	-	110	-	30	-	C 300
1914	1187	765	-	118	42	-	112	50	Ow 100
1915	1412	736	-	202	44	-	200	55	Ow 135
1916	1635	461	233	607	132	-	142	60	
1917	1978	1292	120	52	38	-	1	80	H 105; Ow 170 Cs 120
1918	3562	1290	432	660	63	-	70	60	H 112; Cs 210 Ow 650
1919	1788	175	675	356	60	-	90	60	

THE HISTORY OF THE

The history of the world is a long and varied one, filled with many interesting events and people. It is a story that has been told for thousands of years, and it continues to be told today. The history of the world is a story of progress, of discovery, and of the human spirit. It is a story that has shaped the world we live in today, and it will continue to shape the world of the future.

The history of the world is a story of many different cultures and peoples. Each culture has its own unique way of life, its own customs and traditions, and its own contribution to the world. The history of the world is a story of the human race as a whole, and of the many different ways in which we have lived and worked together.

The history of the world is a story of progress and discovery. It is a story of the human mind and its ability to create new things, to solve problems, and to improve the world. The history of the world is a story of the human spirit and its ability to overcome adversity, to stand up for what is right, and to make a better world for ourselves and for future generations.

The history of the world is a story that is full of hope and possibility. It is a story that tells us that we are capable of great things, that we can make a difference in the world, and that we can create a better future for ourselves and for the world. The history of the world is a story that is full of life and meaning, and it is a story that we should all be proud to tell.

SECTION 4, - RECEIPTS (Continued)

Farm number and year	R e c e i p t s								Other receipts amounting to \$100 or more
	Total	Hogs	Corn	Oats	Cattle	Wheat	Pou.& eggs	Dairy prod.	
21- 1910	\$ 1889	\$ 675	\$ -	\$ 272	\$ 770	\$ -	\$ 97	\$ -	
1913	1326	543	252	231	35	-	61	60	
1914	1368	798	65	150	30	-	69	100	
1915	1220	249	300	330	121	-	70	150	
1916	1842	1028	84	148	112	-	132	256	
1917	2523	1521	-	146	235	-	98	165	
1918	3091	1818	-	671	190	-	242	100	
1919	6644	2189	720	680	185	1199	85	360	R 140; H 160; Cs 115
22- 1910	1020	111	-	112	49	326	45	7	Ow 280
1913	1928	200	413	188	100	234	190	100	H 380; Cs 118
1914	1312	420	255	68	138	230	52	100	
1915	1569	375	330	171	85	253	107	200	
1916	2148	479	896	153	-	99	162	200	
1917	3473	1155	960	200	115	450	275	200	
1918	3475	575	420	282	60	1487	233	200	Cs 120
1919	4245	932	1620	-	195	803	210	200	H 160
23- 1910	1622	624	170	130	116	-	132	-	Cs 384
1913	1420	336	529	136	-	-	40	40	
1914	1365	201	338	322	40	-	50	48	T 240
1915	1027	204	360	135	35	-	82	31	
1916	1823	795	50	130	42	-	131	120	Ow 507
1917	2246	1289	-	51	71	-	143	184	Cs 387
1918	3570	1567	75	631	143	-	233	460	T 125
1919	3195	1608	402	281	145	-	318	381	
24- 1910	821	-	481	-	99	-	83	10	Ow 108
1913	962	-	771	-	19	-	58	31	
1914	1222	6	784	-	19	-	145	21	Ow 147
1915	2392	77	1082	369	120	144	120	88	
1916	2525	386	904	588	52	8	201	-	W 105
1917	2477	401	600	476	70	-	205	88	H 160; C 170; S222
1918	3254	354	1344	589	65	-	167	88	R 241
1919	6413	221	2680	533	1287	1444	301	250	C 225
25- 1910	485	5	296	-	-	-	17	-	
1913	1029	25	504	126	18	-	74	-	Ow 160
1914	718	-	256	190	10	-	48	-	Ow 120
1915	1816	594	197	198	95	462	23	-	
1916	1281	547	130	455	30	-	46	-	
1917	2397	1250	90	699	167	-	44	-	
1918	3856	2132	-	549	96	703	50	150	
1919	3339	375	971	735	1	988	129	200	

SECTION 4. - RECEIPTS (Continued)

Farm number and year	R e c e i p t s								Other receipts amounting to \$100 or more
	Total	Hogs	Corn	Oats	Cattle	Wheat	Pou. & eggs	Dairy prod.	
26-1910	\$1294	\$ 292	\$ -	\$ 190	\$ 150	\$156	\$ 221	\$ 50	W 125
1913	1868	1096	-	160	364	-	120	75	
1914	1254	930	-	148	26	-	50	100	
1915	2253	984	-	66	390	176	114	270	
1916	3267	1544	-	118	818	-	307	306	C 174
1917	3039	1406	-	174	680	-	394	250	
1918	4036	1498	-	124	1294	-	457	600	
1919	3246	1720	-	96	-	138	469	728	
27-1910	785	66	280	240	60	-	67	11	
1913	591	78	56	192	30	-	77	15	
1914	493	-	4	155	205	-	40	5	
1915	624	182	-	270	-	-	27	4	
1916	1043	165	225	285	95	-	34	10	
1917	988	94	-	510	165	-	51	25	S 143
1918	885	24	-	676	80	-	65	40	
1919	783	405	-	212	-	-	62	20	
28-1910	2093	1215	-	57	59	279	190	175	
1913	1713	903	-	-	132	94	100	180	C 220
1914	1829	1184	-	-	80	260	115	150	
1915	2361	1853	-	-	85	78	125	180	
1916	3494	2239	-	88	206	-	228	212	Wa 170
1917	5522	4606	-	92	253	-	230	303	
1918	4130	3245	-	-	225	-	222	244	
1919	3635	3163	-	-	-	-	227	175	
29-1910	961	271	200	143	17	-	30	-	Ow 300
1913	1009	108	385	202	45	-	34	-	
1914	1533	352	452	267	120	-	79	-	
1915	1522	448	248	381	62	-	87	-	C 125; S 102
1916	1338	349	300	205	130	-	89	-	R 150
1917	1051	730	-	-	152	-	96	-	
1918	2782	1299	330	126	345	-	232	10	R 275; Ow 120
1919	2479	906	840	306	-	-	48	192	
30-1910	1187	889	-	180	7	-	27	-	
1913	979	469	30	-	105	-	25	25	C 100
1914	892	452	-	330	-	-	35	25	
1915	1145	730	-	240	-	-	5	15	C 120
1916	1612	840	150	252	155	-	65	30	C 120
1917	2148	1232	-	535	76	-	50	30	C 225
1918	2428	1677	-	455	55	-	30	30	C 100
1919	2398	1275	-	630	100	-	150	150	

SECTION 4. - RECEIPTS (Continued)

Farm number and year	R e c e i p t s								Other receipts amounting to \$100 or more
	Total	Hogs	Corn	Oats	Cattle	Wheat	Pou.& eggs	Dairy prod.	
31-1910	\$ 957	\$ 198	\$ -	\$ 171	\$ 8	\$ -	\$ 135	\$ 37	C 150
1913	2591	347	1545	322	60	-	44	10	
1914	1437	527	426	175	48	-	73	12	Ow 125
1915	947	38	606	112	100	-	66	25	
1916	1785	104	840	179	40	-	89	30	Ow 352
1917	1733	707	-	267	55	-	24	25	H 102; Ow 420
1918	3009	565	400	1131	75	-	178	150	Ow 435
1919	2403	305	776	860	-	-	177	85	Ow 150
32-1910	1703	502	161	70	11	416	300	48	C 150
1913	1076	15	272	402	75	-	67	50	
1914	1324	335	219	-	17	587	68	50	
1915	825	213	104	112	35	88	25	60	H 150
1916	2176	757	822	175	70	-	64	30	
1917	1696	576	526	264	75	-	65	30	H 160
1918	2030	532	469	281	140	260	43	50	H 105; R 150
1919	1228	382	375	32	110	-	55	125	
33-1910	1491	117	-	355	10	-	147	-	H 150; C 200
1913	1068	74	36	160	112	-	110	186	T 225
1914	2167	295	426	517	247	75	141	200	
1915	1913	126	588	580	-	-	68	50	H 152
1916	1053	22	651	157	5	-	36	50	
1917	2047	774	180	464	68	-	111	50	C 130; H 115; Ow 119
1918	2226	203	1085	366	115	-	257	50	C 150
1919	1474	344	188	176	65	-	181	100	
34-1910	1350	799	-	170	61	111	144	60	
1913	1707	665	40	162	150	-	257	150	
1914	1583	755	-	178	187	-	149	150	
1915	1222	560	-	167	72	-	139	152	C 105
1916	1735	983	-	149	188	-	117	160	
1917	3523	2429	410	-	370	-	63	100	
1918	4243	2144	675	484	175	-	35	180	
1919	3835	2336	-	846	59	-	166	200	
35-1910	969	54	540	155	90	-	60	22	
1913	697	184	259	90	35	-	45	20	
1914	1096	388	162	30	268	-	51	20	
1915	993	302	252	114	75	-	103	25	
1916	2180	145	1200	213	135	-	90	30	C 170
1917	1274	757	-	-	160	-	95	123	C 115
1918	2181	838	-	152	399	-	128	140	H 150
1919	2735	901	66	372	35	-	217	193	Ow 100

SECTION 4. - RECEIPTS (Continued)

Farm number and year	R e c e i p t s								Other receipts amounting to \$100 or more
	Total	Hogs	Corn	Oats	Cattle	Wheat	Pou.& eggs	Dairy prod.	
36-1910	\$ 574	\$ 102	\$ 190	\$ -	\$ 32	\$126	\$ 39	\$ 28	
1913	792	-	174	-	25	-	90	-	T 110; Cs 273
1914	1120	-	571	120	35	-	90	15	T 200
1915	1499	-	703	408	-	-	85	6	W 100
1916	1336	-	800	217	-	-	103	-	T 155
1917	1050	-	698	75	20	-	-	-	W 100
1918	3448	-	666	720	60	1499	49	-	T 127
1919	3107	147	1675	-	-	357	45	-	Cs 330; T 230; H 130*
37-1910	2054	1600	-	128	7	44	127	43	
1913	2936	1776	-	230	3	-	250	6	Cs 416; C 170
1914	1661	992	-	204	35	-	-	25	Cs 102; C 303
1915	1854	1011	10	238	90	126	150	10	C 177
1916	3773	728	1609	270	139	-	475	60	H 108
1917	3192	1963	-	576	143	-	210	150	
1918	3480	380	795	659	75	1196	24	-	R 198
1919	2186	130	750	-	64	603	-	-	Cs 600
38-1910	1562	634	-	175	40	236	61	28	C 200; Ow 100
1913	873	178	-	45	144	-	50	95	Cs 212
1914	1508	444	-	-	424	297	25	130	
1915	1631	850	-	-	169	242	32	160	C 100
1916	2403	1405	-	245	250	-	56	160	
1917	2228	1449	150	-	245	-	54	200	Ch 100
1918	3584	978	-	213	605	850	59	210	C 145; A 110
1919	2648	750	-	396	105	948	102	200	
39-1910	1136	439	132	360	7	89	16	72	
1913	1408	112	548	-	93	-	77	104	H 120; Cs 264
1914	1370	229	336	293	106	-	118	200	
1915	1765	323	624	320	54	-	40	200	
1916	1836	619	362	385	100	-	53	50	C 120
1917	2231	1018	360	458	120	-	75	150	
1918	1577	656	-	460	105	-	62	150	
1919	1831	328	500	418	105	-	65	150	
40-1910	995	718	-	-	81	104	32	-	
1913	1749	822	-	210	134	-	180	50	C 180
1914	1159	372	-	192	137	156	222	20	
1915	2020	820	-	-	130	255	143	90	C 225
1916	2168	1271	-	406	267	-	134	90	
1917	2855	1265	-	440	258	-	297	175	Ow 420
1918	4124	1979	12	444	426	478	140	175	Ow 390
1919	2363	671	-	300	145	-	240	180	

*36-1919 - R 120

SECTION 4. - RECEIPTS (Continued).

Farm number and year	R e c e i p t s								Other receipts amounting to \$100 or more
	Total	Hogs	Corn	Oats	Cattle	Wheat	Pou. & eggs	Dairy prod.	
41-1910	\$ 467	\$ 50	\$ 223	\$ 179	\$ -	\$ -	\$ 15	\$ -	
1913	2197	924	455	237	101	-	118	30	Cs 120
1914	1348	488	-	289	131	-	56	100	Cs 120
1915	2734	846	600	792	208	-	80	100	
1916	1863	534	360	285	129	-	132	104	C 145
1917	2989	1182	-	798	218	-	316	180	C 100; S 170
1918	3585	924	-	438	670	-	400	260	S 295
1919	2884	1042	-	402	-	-	240	156	S 138; H 100
42-1910	1050	133	215	450	88	-	64	100	
1913	1559	285	371	209	32	-	75	104	Cs 140
1914	1195	636	-	144	39	120	44	108	
1915	1595	462	256	330	30	-	145	108	
1916	2068	344	764	228	87	-	206	144	
1917	3150	2292	-	-	109	-	253	250	W 136
1918	4970	3473	-	180	602	-	90	20	C 240
1919	2239	722	-	600	-	-	62	40	
43-1910	1212	5	173	358	30	269	39	-	W 100
1913	1002	164	303	132	155	-	80	-	
1914	869	124	250	234	-	-	92	100	
1915	1219	161	363	300	37	-	80	100	
1916	1224	345	396	206	69	-	60	60	
1917	1266	347	-	360	62	-	132	100	Ow 175
1918	2196	452	425	828	10	-	57	-	
1919	6523	1301	1760	1368	18	1190	51	10	
44-1910	2851	1052	189	131	214	971	31	66	C 120
1913	2471	744	273	148	374	314	190	130	
1914	1651	580	-	-	354	363	154	170	
1915	2698	421	912	144	127	672	124	120	
1916	1942	756	100	306	76	-	216	180	
1917	1235	252	155	-	160	-	242	150	H 151
1918	2998	1348	225	510	205	-	223	260	
1919	3276	1068	765	-	236	522	139	260	
45-1910	1701	726	-	213	74	147	225	200	
1913	1279	119	162	357	175	-	165	156	
1914	1441	197	315	148	389	-	185	182	
1915	1697	341	-	136	241	132	225	417	
1916	2247	1085	128	253	102	-	273	177	H 133
1917	1259	417	101	-	285	-	200	256	
1918	3612	724	90	372	358	332	311	230	T 380; R 336
1919	3601	1601	520	312	200	248	275	288	R 112

THE HISTORY OF THE

The history of the world is a vast and complex subject, encompassing the lives and actions of countless individuals and the events that have shaped our planet. From the dawn of time to the present day, the human story is one of constant change and evolution. The early civilizations of Mesopotamia, Egypt, and the Indus Valley laid the foundations of human society, introducing writing, agriculture, and organized government. The classical world of Greece and Rome brought forth the principles of democracy, philosophy, and art that continue to influence us today. The Middle Ages saw the rise of the Christian Church and the development of the feudal system, while the Renaissance and the Age of Discovery opened up new horizons of knowledge and exploration. The modern world, characterized by scientific advancement and global communication, has brought us to the present day, where we face new challenges and opportunities. The history of the world is a testament to the resilience and ingenuity of the human spirit, and it is a story that we must all know and understand.

SECTION 4.- RECEIPTS (Continued)

Farm number and year	R e c e i p t s								Other receipts amounting to \$100 or more
	Total	Hogs	Corn	Oats	Cattle	Wheat	Pou.& eggs	Dairy prod.	
46-1910	\$1895	\$ 902	\$ 245	\$ 172	\$ 99	\$ 34	\$ 64	\$ 24	C 325
1913	2341	789	536	52	67	483	70	75	C 100
1914	1599	500	384	341	72	-	43	100	C 100
1915	1177	-	375	297	156	-	27	130	C 125
1916	1715	99	562	184	312	-	133	125	C 105
1917	2369	526	750	678	180	-	37	25	C 120
1918	3292	857	350	1139	430	-	41	50	Ow 200
1919	3754	469	906	533	126	610	371	180	S 307; H 160
47-1910	2434	1622	-	165	202	-	182	156	
1913	2292	1149	735	175	125	-	45	50	
1914	2212	992	276	528	50	-	23	80	
1915	2918	454	1269	584	232	-	20	200	W 129
1916	2411	1220	70	222	225	-	26	260	W 140
1917	3003	1756	301	330	238	-	62	156	
1918	3228	1490	-	202	600	-	191	220	C 225
1919	2302	79	840	290	288	-	190	240	H 300
48-1910	773	15	192	56	137	-	48	125	C 200
1913	1268	650	-	150	14	-	44	-	Cs 276
1914	1029	328	-	-	102	114	31	-	C 116
1915	1612	634	188	240	112	170	120	5	C 100
1916	1615	984	-	210	353	-	1	10	
1917	1320	990	-	136	40	-	47	15	
1918	2535	960	-	-	406	852	2	15	
1919	3431	2163	-	216	147	848	32	25	
49-1910	1932	589	617	155	17	304	75	-	C 175
1913	3535	832	1660	159	-	-	114	-	C 225; Cs 265 A 200
1914	2695	1098	710	630	-	-	25	-	H 102
1915	2390	989	514	660	-	-	33	-	Ow 100
1916	3792	1270	1909	370	-	-	23	-	Cs 132
1917	4435	945	1888	705	-	-	19	-	H 234; Ow 454
1918	4634	3199	150	733	-	-	43	-	Ow 365; H 144
1919	5813	3524	625	387	-	874	21	-	Ow 200
50-1910	1334	268	600	48	-	36	134	8	Cs 230
1913	1688	576	280	420	35	80	60	-	C 185
1914	2036	873	364	266	119	-	115	-	C 200
1915	2193	1286	40	238	121	-	18	-	C 225
1916	1996	1364	30	266	101	-	90	-	
1917	2342	2030	-	-	100	-	72	-	C 100
1918	2743	1702	60	192	40	-	70	-	Cs 150
1919	3183	806	1430	528	86	142	36	100	

SECTION 4. - RECEIPTS (Continued)

Farm number and year	R e c e i p t s								Other receipts amounting to \$100 or more
	Total	Hogs	Corn	Oats	Cattle	Wheat	Pou. & eggs	Dairy prod.	
51-1910	\$3131	\$1167	\$ 135	\$ 341	\$ 160	\$ -	\$ 219	\$ 120	C 380; Ow 100
1913	1656	568	-	288	128	-	35	50	Ow 300
1914	1373	687	400	81	55	-	41	32	
1915	1233	442	138	320	63	-	14	80	
1916	1701	1116	-	252	85	-	67	60	
1917	1216	788	-	-	55	-	84	104	C 185
1918	3243	1205	808	-	505	-	139	75	C 125; Cs 220
1919	2729	781	-	940	426	-	80	80	
52-1910	2748	1820	225	-	60	359	36	73	H 100
1913	2505	1154	-	304	120	-	90	85	C 200; Cs 126 H 210
1914	2188	1137	324	416	82	-	50	104	
1915	2627	859	96	607	155	762	40	100	
1916	2631	1629	-	431	280	-	21	120	H 150
1917	3332	1694	576	431	235	-	46	104	W 115
1918	3570	1102	1400	418	163	-	55	150	H 180
1919	3775	1712	345	405	130	-	50	222	H 254; R 157
53-1910	1547	264	270	234	25	400	54	-	H 120; W 150
1913	1928	85	1095	461	30	-	47	-	H 110
1914	1797	39	605	558	85	-	51	-	T 231
1915	2025	40	1138	354	10	53	73	100	C 165
1916	2631	487	930	588	183	8	121	113	
1917	2777	853	750	637	135	-	35	35	H 112
1918	2550	267	685	522	144	-	181	100	R 255; T 115
1919	4151	310	1852	434	190	136	205	158	R 316
54-1910	1011	520	-	123	39	-	68	48	S 117
1913	1307	560	-	36	187	-	65	136	
1914	1568	954	-	186	111	-	169	100	
1915	1550	483	-	330	255	-	148	89	C 150
1916	2129	1152	-	320	140	-	202	40	C 120
1917	2022	1431	-	205	86	-	165	10	
1918	2350	1440	-	248	160	-	303	100	
1919	2911	808	400	957	25	-	316	150	
55-1910	1671	192	506	226	10	304	218	15	Ow 100
1913	2001	515	205	247	91	-	135	70	Cs 374; C 125 H 195
1914	1984	476	228	268	190	144	205	180	C 140
1915	2184	254	300	-	120	780	244	200	C 175; H 100
1916	1760	693	160	176	185	-	237	213	
1917	2160	859	-	334	163	-	160	279	
1918	3036	1322	-	630	487	-	308	250	
1919	2524	938	-	336	83	445	374	278	

SECTION 4. - RECEIPTS (Continued.)

Farm number and year.	R e c e i p t s								Other receipts amounting to \$100 or more.
	Total	Hogs	Corn	Oats	Cattle	Wheat	Pou.& eggs	Dairy prod.	
56-1910	\$ 2452	\$ 1450	\$ 256	\$ -	\$ 30	\$ 455	\$ 102	\$ 2	
1913	1323	441	30	-	101	285	95	34	C 140; Ow 197
1914	2325	1185	216	225	25	463	29	50	Ow 100
1915	2169	822	315	264	45	201	115	150	Ow 150
1916	2827	1345	360	266	260	-	135	190	Ow 115
1917	6198	2888	880	1323	303	-	71	250	
1918	8429	4862	1440	1182	395	-	105	330	C 115
1919	7211	3730	1515	551	295	470	75	340	
57-1910	1033	306	-	109	3	148	90	165	C 140
1913	1666	502	-	228	354	-	20	150	Cs 315
1914	2604	1120	428	-	130	68	-	70	H 300; C 100
1915	2941	1365	58	-	695	421	-	-	H 242; C 100
1916	2241	665	409	81	528	30	-	-	C 185
1917	3737	1569	228	378	645	540	-	-	H 175; Cs 157
1918	5911	1897	971	150	827	1345	-	100	H 400; Wd 103
1919	5165	2020	-	240	368	212	186	824	H 250
58-1910	715	86	340	114	15	103	29	28	
1913	1566	50	975	385	100	-	10	21	
1914	1089	196	595	122	70	-	2	20	
1915	2395	87	1044	502	165	-	51	104	H 265
1916	2690	-	1841	385	100	13	65	80	H 120
1917	589	-	162	-	249	-	10	100	
1918	1157	220	262	228	78	-	86	200	
1919	5391	362	3250	1252	110	-	22	300	
59-1910	3190	1694	-	140	123	176	66	-	C 450; S 105; *
1913	2889	2264	-	176	208	-	121	20	
1914	2684	2114	-	110	208	36	115	50	
1915	3135	1819	-	208	334	488	62	50	C 174
1916	3372	2319	-	394	174	-	82	25	C 130
1917	4889	4223	-	-	486	-	80	32	
1918	4789	3461	-	410	574	-	109	79	
1919	5530	3702	-	186	458	-	105	100	R 222
60-1910	2332	760	200	-	24	518	30	105	C 254; W 200
1913	1774	598	-	-	96	584	104	50	
1914	1917	1124	-	-	134	397	136	50	
1915	1898	595	142	284	60	406	56	50	C 148
1916	3536	2447	108	360	203	56	52	50	C 260
1917	3347	1502	-	804	348	398	60	30	C 190
1918	5361	1494	750	-	460	1261	250	104	C 400
1919	2728	520	660	600	196	116	282	50	H 144; C 160

*59-1910 - - Ws 436

SECTION 4. - RECEIPTS (Continued)

Farm number and year	R e c e i p t s								Other receipts amounting to \$100 or more
	Total	Hogs	Corn	Oats	Cattle	Wheat	Pou.& eggs	Dairy prods.	
61-1910	\$ 2354	\$ 1095	\$ -	\$ 111	\$ 126	\$ 382	\$ 20	\$ 30	\$ C 350; H 120
1913	2441	1502	-	74	219	-	215	200	C 125
1914	2635	1512	-	150	-	273	250	216	
1915	2635	1526	-	-	155	321	202	187	C 170
1916	2630	1584	-	45	357	-	199	260	C 175
1917	2795	1892	-	74	261	-	113	268	C 175
1918	2795	1118	-	-	681	-	189	300	C 268
1919	3068	1397	-	-	-	770	144	400	C 250
62-1910	719	494	-	-	5	41	80	7	
1913	1714	853	-	140	165	-	35	91	C 100; Ow 300
1914	3487	953	630	529	125	316	42	218	Ow 500
1915	2268	720	-	580	285	-	66	150	Ow 467
1916	3412	1209	-	630	435	-	481	218	Ow 403
1917	3104	1127	-	958	425	-	88	338	Cs 108
1918	6054	1594	165	1361	881	1250	72	312	H 160
1919	7766	2350	1238	500	267	1075	273	208	Cs 630; Ow 356
63-1910	2532	647	280	54	104	445	59	55	H 130; Cs 168 *
1913	2064	858	-	116	118	444	154	38	Cs 116
1914	1992	1010	-	336	100	351	160	35	
1915	2080	504	441	-	56	632	138	60	
1916	2566	984	672	466	210	-	175	34	
1917	1964	964	200	500	140	-	-	110	
1918	2177	803	-	186	175	-	186	50	Ow 442; C 235 **
1919	1363	238	300	-	-	-	75	125	Ow 414
64-1910	1319	301	50	360	40	259	141	36	C 100
1913	1240	223	399	119	25	85	70	62	
1914	1233	379	189	280	141	109	60	60	
1915	2013	414	-	465	50	705	37	100	
1916	1849	226	800	445	85	-	146	120	
1917	3592	1451	420	811	168	-	37	80	Cs 180
1918	5163	2270	143	1873	545	-	163	72	
1919	3857	597	1712	975	300	-	173	100	
65-1910	2090	690	-	810	134	-	118	19	Cs 144; C 150
1913	3644	2235	325	342	79	-	80	29	Cs 484
1914	3229	2827	-	110	48	-	140	104	
1915	3943	1917	-	774	421	537	145	104	
1916	2108	1529	-	-	91	-	60	50	H 336
1917	5416	2643	750	-	202	-	110	30	R 1574
1918	2280	225	810	-	50	-	-	-	R 870; Cs 100 ***
1919	3819	2444	-	840	215	-	50	100	C 140

*63-1910 - Ow 200 C 240
 **63-1918 - Wd 100
 ***65-1918 - Cr 200

SECTION 4. - RECEIPTS - (Continued)


Farm number and year	R e c e i p t s								Other receipts amounting to \$100 or more
	Total	Hogs	Corn	Oats	Cattle	Wheat	Pou.& Eggs	Dairy prod.	
66-1910	\$ 822	\$ 114	\$ 48	\$ 298	\$ 17	\$ 124	\$ 17	\$ 79	
1913	1496	74	823	177	31	-	182	32	
1914	1851	276	588	42	87	309	165	30	
1915	1670	616	-	394	314	-	128	30	
1916	3079	1376	556	704	222	-	148	40	
1917	3128	1994	88	166	380	-	190	60	W 100
1918	6837	5176	-	585	120	-	102	150	H 400
1919	13278	4968	4600	1136	75	1760	135	225	W 150
67-1910	1293	490	-	307	35	249	128	30	
1913	1973	501	225	245	140	-	98	93	Cs 238; C 205
1914	1359	716	70	297	20	-	120	100	
1915	2215	830	44	266	155	255	133	25	C 135
1916	4259	867	1947	485	119	-	156	10	H 104; Wd 200
1917	3150	2105	-	-	190	-	243	-	H 297; C 100 *
1918	555	2180	236	1867	405	-	223	150	H 106; T 213 **
1919	5976	351	2767	989	165	-	325	225	Cs 180; T 204
68-1910	1285	-	400	448	150	-	15	37	C 235
1913	3356	2171	-	195	334	-	55	360	
1914	2442	1555	-	155	100	-	117	200	C 165; W 150
1915	2245	984	60	80	308	183	90	75	C 335
1916	3193	1432	240	40	437	-	253	125	C 352; W 250
1917	4142	2484	75	-	383	-	442	213	C 320; W 225
1918	3049	1827	-	60	327	-	385	150	C 280
1919	3976	2659	-	-	141	-	375	50	C 453
69-1910	1996	72	768	38	60	352	113	240	H 160; C 165
1913	2544	606	555	204	100	356	135	112	Cs 341
1914	2310	833	270	93	127	302	216	55	C 250
1915	2629	379	702	300	125	408	199	120	Cs 100; C 170
1916	3140	1198	288	405	298	-	118	80	H 296; Cs 126 ***
1917	2790	936	472	907	140	-	180	120	
1918	2916	1428	196	502	210	-	80	200	
1919	2916	1472	-	66	155	399	92	200	
70-1910	2176	822	400	476	23	-	52	56	W 125
1913	2303	532	120	318	8	-	150	70	H 114; Cs 556
1914	1598	460	-	588	21	160	145	70	H 120
1915	3370	1018	1264	304	24	436	82	70	H 112
1916	2695	1428	180	678	16	-	65	120	
1917	3883	1570	720	990	-	-	150	180	H 137
1918	5471	1604	1445	1658	62	-	235	100	H 325
1919	2674	717	1002	409	-	-	128	104	Ow 314

* 67-1917 - Wd 100
 ** 67-1918 - C 175
 *** 69-1916 - C 215



SECTION 4. - RECEIPTS (Continued)


Farm number and year.	R e c e i p t s								Other receipts amounting to \$100 or more
	Total	Hogs	Corn	Oats	Cattle	Wheat	Pou.& eggs	Dairy prod.	
71-1910	\$ 1890	\$ 656	\$ -	\$ 226	\$ 192	\$452	\$ 224	\$ 80	
1913	2015	906	440	280	90	-	118	20	H 100
1914	1659	648	-	192	92	216	100	24	
1915	2705	874	770	382	250	80	104	40	
1916	3057	1469	948	82	244	-	54	60	C 200
1917	3647	1420	-	1265	124	-	66	48	C 260
1918	3131	1468	580	696	216	-	71	6	
1919	3957	529	2219	493	35	-	117	50	C 115
72-1910	2561	1574	-	-	286	351	60	50	C 185
1913	3597	2562	-	222	385	-	100	50	Cs 208
1914	2786	1685	-	-	200	-	115	126	C 250
1915	3772	2293	-	332	31	706	100	100	C 200
1916	4401	3331	-	-	145	-	251	150	Cs 123; C 230
1917	5255	3937	-	100	305	-	482	238	C 183
1918	6750	4001	-	55	420	354	306	510	Cs 142; C 275; W 100
1919	5610	3972	8	252	42	359	323	469	
73-1910	1247	255	154	-	115	240	153	30	C 300
1913	3363	1828	100	-	882	-	222	-	C 200
1914	2699	2264	-	38	117	-	30	-	C 250
1915	3051	1411	-	-	413	622	233	41	C 125
1916	3254	1650	-	433	644	50	247	70	C 160
1917	3813	2032	520	-	665	-	200	50	W 135
1918	7512	4786	-	270	581	832	125	324	R 544
1919	6227	3071	585	376	384	-	131	235	R 320
74-1910	4620	2881	219	539	581	228	36	20	
1913	3663	2650	225	139	283	-	30	120	Cs 129
1914	4992	3174	336	722	182	262	60	156	W 100
1915	3081	2224	233	-	208	89	75	112	
1916	4252	2727	425	437	279	-	85	100	Cs 115
1917	3522	3064	100	-	104	64	75	100	
1918	7202	3715	525	384	365	1227	90	100	Cs 286
1919	7424	4893	906	222	364	458	115	150	
75-1910	1605	1041	-	165	96	-	140	20	
1913	2257	61	1020	438	426	-	68	150	
1914	2086	1185	6	158	380	-	166	75	
1915	3205	1331	21	350	347	81	253	50	C 210
1916	3727	1910	300	473	783	-	24	50	C 175
1917	4152	1956	-	968	887	-	66	50	C 225
1918	4661	2529	-	571	913	-	223	75	C 250; W 100
1919	2831	1012	-	695	543	-	216	75	C 110



SECTION 4. - RECEIPTS (Continued)

Farm number and year	R e c e i p t s								Other receipts amounting to \$100 or more	
	Total	Hogs	Corn	Oats	Cattle	Wheat	Pou.& eggs	Dairy prod.		
76-1910	\$ 2410	\$ 883	\$ -	\$ 800	\$ 516	\$ -	\$ 107	\$ 79		
1913	2122	1030	-	37	348	-	74	156	Cs	297; Ow 180
1914	2830	1171	-	296	799	-	155	250	Cs	159
1915	3477	1004	130	1230	622	-	66	125	Ow	106
1916	5731	1614	1064	636	696	-	166	75	Cs	130; H 170
1917	7343	3625	-	1124	1735	-	222	240	H	372
1918	3708	2903	20	-	281	-	185	150		
1919	3309	674	848	-	43	833	214	275	H	260
77-1910	3351	2538	-	186	173	-	68	96	Ow	200
1913	2404	1345	-	333	90	-	76	120	Cs	295
1914	2531	1430	-	320	143	-	60	100		
1915	2017	389	543	744	69	-	77	120		
1916	2039	1229	218	330	-	-	87	100		
1917	3958	2200	-	660	120	-	56	130	C	100
1918	4937	3524	-	360	150	-	233	250	C	175; W 245
1919	7353	5651	-	-	185	694	205	240		
78-1910	2713	1008	250	1005	15	-	67	318		
1913	2228	80	890	144	24	480	150	20	C	250
1914	2057	35	514	473	1	453	175	-	C	125; St 225
1915	2010	461	600	198	60	150	150	30	Cs	220
1916	2394	874	800	191	345	-	82	50		
1917	4432	1163	900	964	213	-	207	300	H	150; W 125 *
1918	6625	4351	-	-	791	-	158	25	R	1120; C 180
1919	4667	1935	-	540	466	-	88	30		
79-1910	1741	912	35	-	103	294	96	75	C	125
1913	1965	1030	-	121	119	80	60	100	Cs	223
1914	2306	1500	-	-	262	216	98	130	C	100
1915	1484	905	-	-	-	137	80	138		
1916	3610	2551	245	72	164	28	126	150	C	235
1917	5612	3256	255	179	501	-	253	150	C	135
1918	6779	5093	-	243	277	387	350	308	C	100
1919	7001	3732	173	-	302	1253	250	230	R	188
80-1910	1482	282	500	280	49	-	120	11	Ow	100
1913	2366	333	428	654	127	-	60	240	Cs	118; Ow 200
1914	1794	249	324	569	46	-	60	240	T	102
1915	2349	333	720	612	-	-	57	225	Cs	120; C 100
1916	4724	413	2175	966	55	-	102	131	C	370; Ow 323
1917	4081	990	750	1172	73	-	214	193	H	355; C 130
1918	4017	785	299	577	66	1235	163	196	Cs	310
1919	7947	2023	1950	980	246	869	223	263	H	192; Ow 300

*78-1917 - Ow 100



SECTION 4. - RECEIPTS (Continued).

Farm number and year	R e c e i p t s								Other receipts amounting to \$100 or more
	Total	Hogs	Corn	Oats	Cattle	Wheat	Pou.& eggs.	Dairy prod.	
86-1910	\$ 2233	\$ 947	\$ 190	\$ 174	\$ 100	\$ 333	\$ 71	\$ 256	
1913	4094	2052	-	332	331	414	117	-	Cs 175; C 552
1914	3537	2125	-	200	85	630	239	42	C 148
1915	4357	1773	-	16	533	1076	249	35	C 150
1916	4413	2685	-	496	502	-	306	-	Cs 160; C 230
1917	5147	3036	-	198	685	424	290	-	
1918	10334	6792	-	325	580	2178	336	-	
1919	4917	2896	-	498	-	940	390	-	H 168
87-1910	3836	1923	-	75	520	410	178	90	C 250
1913	2299	1326	90	-	274	81	65	12	C 230
1914	3426	1553	170	258	193	819	197	72	
1915	1663	852	-	-	270	86	95	48	C 210
1916	2801	1012	192	273	451	233	137	75	
1917	3622	1629	190	255	880	230	218	100	H 120
1918	4590	1683	38	363	336	1500	290	125	H 235
1919	3736	1231	117	626	632	630	275	130	
88-1910	1764	435	489	480	235	-	64	-	
1913	2471	624	-	522	130	-	155	76	Ow 280;
1914	3128	492	-	682	287	-	199	160	C 100; Cs 856;*
1915	3157	402	1398	558	188	-	120	140	Ow 335
1916	3685	879	1284	510	170	-	210	30	Cs 140; Ow 314
1917	6285	1377	1515	1537	179	-	280	175	Cs 355; H 400
1918	6237	1034	1418	2144	220	695	258	304	
1919	9786	5472	1850	44	941	979	210	-	S 205
89-1910	4474	1540	594	24	180	1032	50	50	C 106; Ow 145;**
1913	5528	2645	-	480	1660	-	505	182	
1914	4693	2668	-	-	762	438	322	200	Ow 300
1915	6432	3624	50	166	356	1466	140	250	Ow 350
1916	5777	3938	-	472	354	-	230	260	Ow 301
1917	7190	5476	-	-	898	164	70	275	Ow 183
1918	5908	1979	-	-	1686	1276	190	377	C 186
1919	9204	5090	47	-	1082	1168	282	310	H 150; C 165
90-1910	2721	1456	-	-	295	808	56	16	
1913	1898	567	-	-	834	-	65	10	Cs 184; C 210
1914	1574	404	-	-	506	496	90	10	
1915	2231	1582	-	-	260	240	95	10	
1916	3730	2726	-	81	530	-	104	25	
1917	3711	1659	1500	174	188	-	86	54	
1918	5899	2930	-	-	970	1200	115	142	
1919	5228	1247	200	-	246	2296	84	160	H 300

*88-1914 - Ow 352

**89-1910 - H 158; Cs 560

SECTION 4. - RECEIPTS (Continued)

Farm number and year	R e c e i p t s								Other receipts amounting to \$100 Or more.
	Total	Hogs	Corn	Oats	Cattle	Wheat	Pou. & eggs	Dairy prod.	
81-1910	\$ 1945	\$ 742	\$ -	\$ 768	\$ 30	\$ -	\$ 44	\$ -	C 200;
1913	4448	2350	-	-	157	584	100	300	C 170; Cs 280; *
1914	2438	1462	-	-	-	259	34	130	C 240; H 225
1915	3205	1802	-	-	146	459	100	150	C 160; H 300
1916	2084	984	-	221	115	-	142	225	C 170; H 151
1917	5056	2830	-	615	390	-	58	260	C 160
1918	5053	2249	570	173	160	1661	75	165	
1919	5770	2611	1228	596	61	491	120	200	
82-1910	2190	761	788	338	94	-	40	30	
1913	2484	1340	329	357	100	-	59	42	C 150
1914	2665	1135	438	298	225	290	85	125	
1915	2849	991	240	787	189	-	113	100	C 220
1916	4840	1029	2455	650	37	-	49	50	H 100
1917	4752	2113	864	977	345	-	28	-	W 305
1918	6165	3339	-	1200	264	-	383	500	C 330
1919	6438	2813	-	694	360	1030	356	550	H 100
83-1910	2723	1418	160	138	150	376	51	29	
1913	3921	1257	480	-	243	454	128	520	H 188; Cs 375
1914	3151	1525	165	-	311	735	142	254	
1915	4203	2153	-	-	254	931	264	295	C 160
1916	5482	3654	-	507	497	-	45	250	C 370
1917	4293	3035	-	-	425	-	243	420	C 170
1918	5755	3114	-	454	439	538	332	520	C 235
1919	7254	3400	-	300	217	1065	330	554	C 135
84-1910	2168	768	247	701	25	-	165	62	
1913	3701	1017	1290	352	70	-	96	104	Cs 158; C 420
1914	3721	1608	1050	300	166	104	71	104	H 150
1915	3824	1731	609	-	167	685	105	120	Cs 136
1916	5186	3111	876	379	47	-	170	170	C 110; S 172
1917	5749	4447	54	-	355	-	424	200	C 112; S 131
1918	8005	3212	752	591	480	875	401	360	H 184; S 136
1919	7014	2722	2434	56	-	912	235	449	H 112
85-1910	2660	588	477	-	10	736	254	175	G 100
1913	5377	2723	240	641	315	-	400	180	C 200; Cs 470
1914	5086	2753	280	1114	155	-	285	180	C 150
1915	4456	2416	-	551	320	-	300	130	G 405
1916	6631	4868	-	650	355	-	608	150	
1917	10203	8135	-	1000	385	-	492	175	
1918	8814	6383	-	1040	375	-	497	175	Cs 220
1919	10341	8404	-	996	191	-	500	250	

*81-1913 - H 463

SECTION 4 - RECEIPTS - (Continued)

Year	Total	Wheat	Corn	Other	Other Receipts
1910	1000	500	300	200	0
1911	1100	550	350	200	0
1912	1200	600	400	200	0
1913	1300	650	450	200	0
1914	1400	700	500	200	0
1915	1500	750	550	200	0
1916	1600	800	600	200	0
1917	1700	850	650	200	0
1918	1800	900	700	200	0
1919	1900	950	750	200	0
1920	2000	1000	800	200	0
1921	2100	1050	850	200	0
1922	2200	1100	900	200	0
1923	2300	1150	950	200	0
1924	2400	1200	1000	200	0
1925	2500	1250	1050	200	0
1926	2600	1300	1100	200	0
1927	2700	1350	1150	200	0
1928	2800	1400	1200	200	0
1929	2900	1450	1250	200	0
1930	3000	1500	1300	200	0
1931	3100	1550	1350	200	0
1932	3200	1600	1400	200	0
1933	3300	1650	1450	200	0
1934	3400	1700	1500	200	0
1935	3500	1750	1550	200	0
1936	3600	1800	1600	200	0
1937	3700	1850	1650	200	0
1938	3800	1900	1700	200	0
1939	3900	1950	1750	200	0
1940	4000	2000	1800	200	0
1941	4100	2050	1850	200	0
1942	4200	2100	1900	200	0
1943	4300	2150	1950	200	0
1944	4400	2200	2000	200	0
1945	4500	2250	2050	200	0
1946	4600	2300	2100	200	0
1947	4700	2350	2150	200	0
1948	4800	2400	2200	200	0
1949	4900	2450	2250	200	0
1950	5000	2500	2300	200	0

Other Receipts - amounting to \$100 or more

SECTION 4. - RECEIPTS - (Concluded).

Farm number and year	R e c e i p t s								Other receipts amounting to \$100 or more
	Total	Hogs	Corn	Oats	Cattle	Wheat	Pou. & eggs	Dairy prod	
96-1910	\$ 6413	\$ 1980	\$ -	\$ 330	\$ 2596	\$ 166	\$ 48	-	Cs 420; S 853
1913	5090	390	1200	-	420	920	36	-	Cs 746
1914	6633	1816	-	162	1222	994	188	-	Cs 1296; S 792
1915	6337	1256	1760	412	483	1136	296	-	Cs 1160; S 826
1916	6314	2832	1860	939	51	-	434	15	H 100
1917	12303	7550	900	3384	-	-	114	25	St 150
1918	8444	2244	-	300	468	4097	515	-	H 135
1919	6221	2243	1639	-	103	916	370	-	C 265
97-1910	2820	1010	-	150	950	-	76	104	
1913	5667	1025	-	-	1631	949	45	325	Cs 862; C 150 *
1914	8671	1102	4350	1380	1175	-	75	25	Cs 144
1915	6090	857	1467	1185	1368	293	56	25	
1916	9382	1653	4575	1544	1057	-	113	90	Cs 180; W 145
1917	8907	2607	450	1591	2223	-	45	70	Cs 400; C 112
1918	10987	608	3911	3136	1914	1228	70	75	
1919	11776	1258	4207	3755	1460	934	50	75	
98-1910	7604	3286	1182	2112	-	800	22	60	
1913	5469	165	1482	1440	31	660	41	79	C 354; Cs 978 **
1914	9123	2336	3750	1312	29	596	134	75	C 460; Si 115
1915	9689	372	2276	1592	138	3730	312	145	C 792; St 100 ***
1916	6567	1858	2772	1312	60	-	213	89	C 174
1917	6093	1391	500	1440	110	848	222	90	C 300; Cs 360
1918	10702	1190	1576	2836	260	2476	315	115	H 136; R 1620
1919	14697	-	6240	1882	500	2496	171	125	H 800
99-1910	3464	839	399	417	210	890	69	10	Cs 412; C 120
1913	3400	1740	600	370	23	-	132	92	Cs 124; C 224
1914	4970	1650	-	352	557	374	160	570	Cs 304
1915	5777	1364	-	1178	450	1950	74	600	S 100
1916	5617	1519	450	1262	523	-	68	1000	S 130; Ow 200
1917	9197	4536	-	2466	1758	-	46	140	
1918	9427	2984	300	1476	548	3651	168	300	
1919	7987	2923	350	584	636	3090	70	150	
100-1910	7418	3282	304	680	394	1480	8	-	H 270; W 212 ****
1913	7619	1902	-	1148	4114	-	-	-	Cs 350; W 105
1914	10428	2517	-	2200	3934	756	-	-	
1915	10562	3586	-	1992	3534	1440	-	-	
1916	14088	2141	2432	2582	6920	-	13	-	
1917	12438	2377	1400	3450	2054	-	2	-	H 170; C 100
1918	19430	5922	-	2599	10286	-	38	-	H 372; C 100
1919	12266	1436	3840	2100	2931	1300	-	-	Ow 250; W 170

*97 -1913 -L 1200; G 200

98 -1913 -St 138. * 98 -1915 -W 164. ****100 -1910 - S 138.

